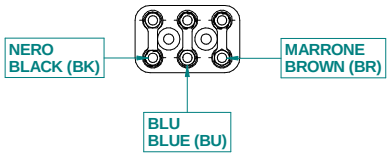

POTENZA - POWER	
DESCRIZIONE - DESCRIPTION	COLORE - COLOR
U - PHASE MOTOR	NERO-BLACK
V - PHASE MOTOR	BLU-BLUE
W - PHASE MOTOR	MARRONE - BROWN
GND	GIALLO/VERDE-YELLOW/GREEN

SEGNALE - SIGNAL		
ID	DESCRIZIONE - DESCRIPTION	COLORE - COLOR
1	0 Vcc - ALIM. S1 + S5 - SUPPLY S1 + S5	BLU-BLUE S1 + BLU-BLUE S5
2	OUTPUT S1 + S5 - UTENS. AFFERRATO/TOOL LOCKED	NERO-BLACK S1 + NERO-BLACK S5
3	+24 Vcc ALIM. S1 - SUPPLY S1	MARRONE - BROWN
4	0 V - ALIM. S2 - SUPPLY S2	BLU-BLUE
5	OUTPUT S2 - UTENSILE SBLOCCATO/TOOL RELEASED	NERO-BLACK
6	+24 Vcc ALIM. S2 - SUPPLY S2	MARRONE - BROWN
7	SONDA TERMICA - THERMOSWITCH	BIANCO - WHITE
8	SONDA TERMICA - THERMOSWITCH	BIANCO - WHITE
9	0 V - ALIM. S3 - SUPPLY S3	BLU-BLUE
10	OUTPUT S3 - ALBERO FERMO /SHAFT STANDSTILL	NERO-BLACK
11	+24 Vcc ALIM. S3 - SUPPLY S3	MARRONE - BROWN
12	PULSANTE C.U. - T.C. BUTTON	NERO-BLACK
13	PULSANTE C.U. - T.C. BUTTON	NERO-BLACK
14	N.C.	-
15	N.C.	-
16	N.C.	-

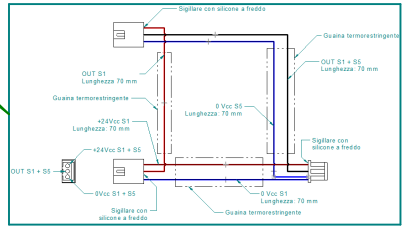

N.C.= NON COLLEGATO/NOT CONNECTED

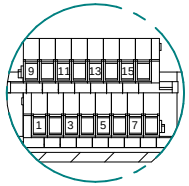

DETTAGLIO Y

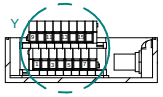

SEZIONE A-A

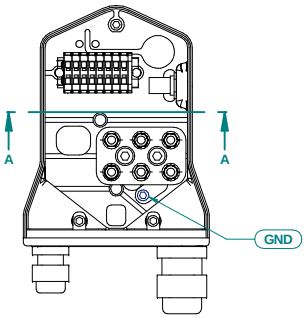

NOTA:
DURANTE LA CABLATURA DELL'ELETTROMANDRINO
SERRARE LO SCHERMO DEL CAVO DI POTENZA
E DI SEGNALE MEDIANTE I PRESSACAVI EMC

NOTE:
DURING THE CABLING OF SPINDLE
TIGHTEN THE SHIELD OF POWER AND SIGNAL CABLE
THROUGH METALLIC GLAND EMC

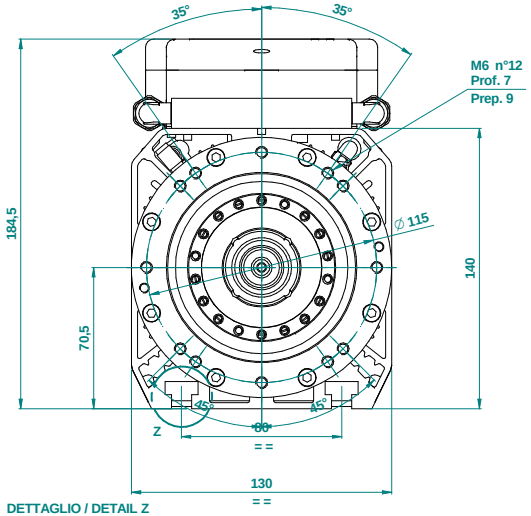

DETTAGLIO / DETAIL Z
1:1

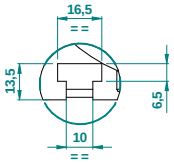

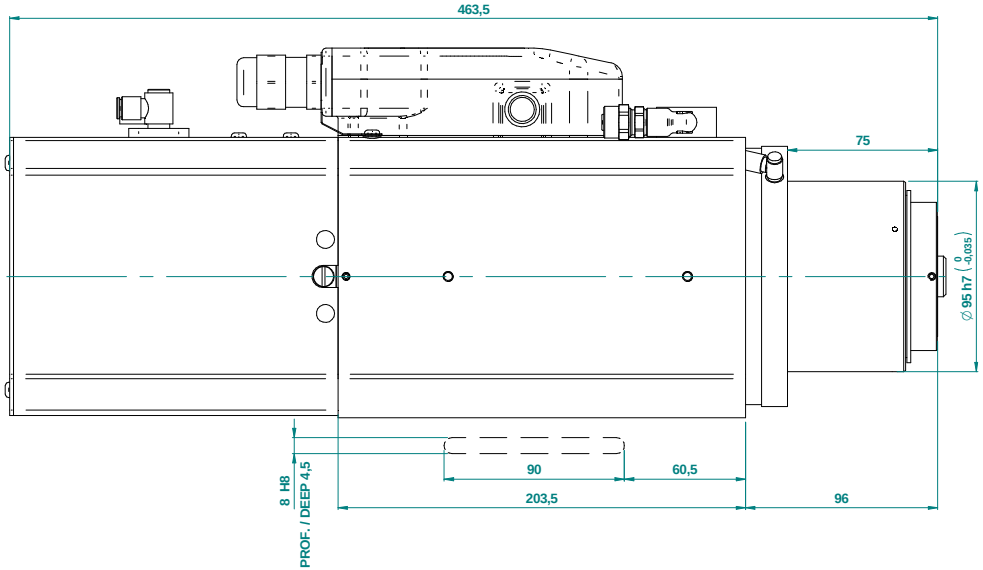

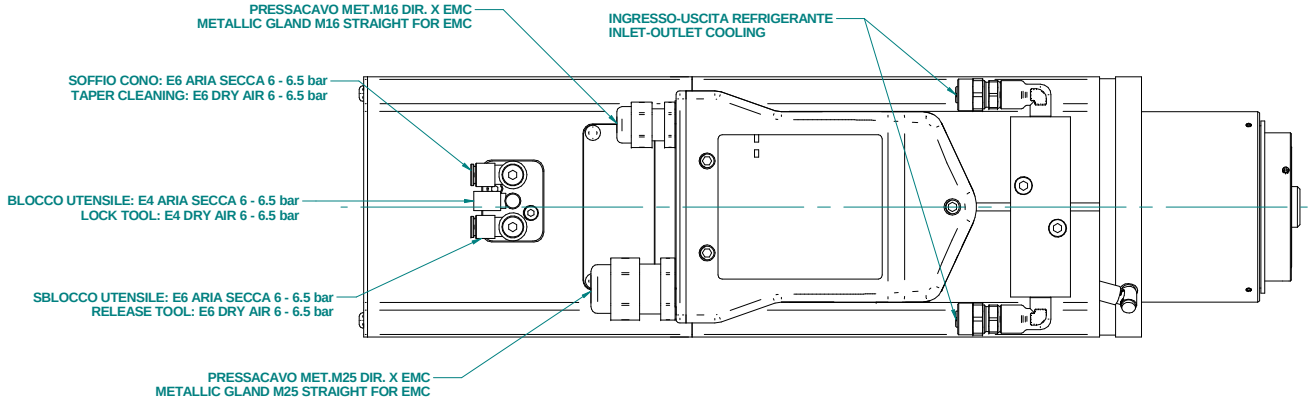



ATTACCO HSK 63F
TOOL INTERFACE HSK 63F
DIN 69893-6

MASSA MASS: 23 kg

	Firma / Signature	Data / Date
Controllato Checked by		
Disegnato Designed by		

Rev.	Data / Date	Firma / Signature	N° Modifica / Change ID
	Descrizione ultima modifica / Last change description		

HITECO HIGH TECHNOLOGY COMPONENTS

Denominazione / Item Name: ELETM QE-2 13/12 24 63F NC CB

Scala / Scale	Codice / Item ID	Rev	Status	Tav. N. di N.
1:1,3	29L0119666H	06		3/3

IL PRESENTE DISEGNO È PROPRIETÀ DI QUANTO QUESTO CON SIGNATO DI PRINCIPIO CONDIVISE NON È TRASMESSO A TERZI SENZA LA NOSTRA PRECEDENTE APPROVAZIONE / THIS DRAWING IS COMPLIANT, CONFIDENTIAL MATERIAL DISCLOSURE TO THIRD PARTIES WITHOUT OUR AUTHORISATION IS STRICTLY FORBIDDEN